



Accession Number: **A0908040002**
 Reference Number:
 Patient: **Sample Report**
 Age: 47 **Sex: Male**
 Date of Birth: 02/05/1962
 Date Collected: 8/3/09
 Date Received: 8/4/09
 Report Date: 8/4/09
 Telephone: (770) 446-4583
 Fax: (770) 441-2237
 Reprinted: 9/1/09
 Comment:

Ordering Physician:

Metamatrix

3425 Corporate Way
 Duluth, GA 30096

0291 Organix™ Basic Profile

Methodology: LC/Tandem Mass Spectroscopy, Colorimetric

Summary of abnormal results:

	<u>Findings</u>	<u>Intervention Options</u>	<u>Common Metabolic Association</u>
<u>Fatty Acid Metabolism</u>			
Suberate	Very High	Carnitine, B2	Fatty acid oxidation
<u>Carbohydrate Metabolism</u>			
No Abnormality Found			
<u>Energy Production Markers</u>			
Succinate	High	CoQ10	ATP production
Malate	High	CoQ10	ATP production
Hydroxymethylglutarate	High	CoQ10	HMG-CoA reductase inhibition
<u>B-Complex Vitamin Markers</u>			
Xanthurenate	High	B6	Impaired Tryptophan metabolism
<u>Methylation Cofactor Markers</u>			
Methylmalonate	High	B12	Adenosylcobalamin insufficiency
<u>Neurotransmitter Metabolism Markers</u>			
Vanilmandelate	Low	Tyrosine, Phenylalanine	Epi- & Norepinephrine turnover inhibition
5-Hydroxyindoleacetate	Very High	---	Serotonin turnover stimulation
Kynurenate	High	B6	Receptor antagonist
<u>Detoxification Indicators</u>			
2-Methylhippurate	High	Glycine	Xylene exposure
a-Hydroxybutyrate	High	N-acetylcysteine, Glutathione, other sulfur containing a. a.	Glutathione demand

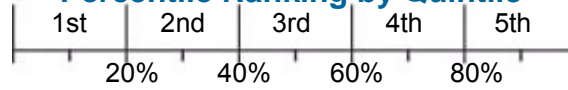
A0908040002
 Sample Report

0291 Organix™ Basic Profile

Methodology: LC/Tandem Mass Spectroscopy, Colorimetric

This report is not intended for the diagnosis of neonatal inborn errors of metabolism.

Percentile Ranking by Quintile



95% Reference Interval

Ranges are for ages 13 and over

NUTRIENT MARKERS

Fatty Acid Metabolism
(Carnitine & B2)

Results
 ug/mg creatinine

Item	Result	Percentile	Reference Interval
1 Adipate	5.0	~80%	<= 8.3
2 Suberate	10.0 H	~95%	<= 3.2
3 Ethylmalonate	1.5	~20%	<= 6.3

Carbohydrate Metabolism
(B1, B3, Cr, Lipoic Acid, CoQ10)

Item	Result	Percentile	Reference Interval
4 Pyruvate	<DL*	~80%	<= 6.4
5 L-Lactate	3	~20%	3 - 46
6 β-Hydroxybutyrate	<DL*	~80%	<= 9.9

Energy Production (Citric Acid Cycle)
(B comp., CoQ10, Amino acids, Mg)

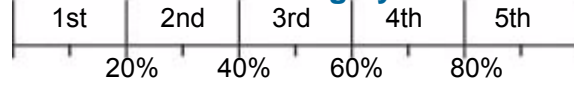
Item	Result	Percentile	Reference Interval
7 Citrate	375	~40%	56 - 987
8 Cis-Aconitate	49	~80%	18 - 78
9 Isocitrate	80	~60%	39 - 143
10 a-Ketoglutarate	17.0	~80%	<= 35.0
11 Succinate	19.0 H	~95%	<= 20.9
12 Fumarate	0.58	~80%	<= 1.35
13 Malate	1.5 H	~95%	<= 3.1
14 Hydroxymethylglutarate	4.6 H	~95%	<= 5.1

0291 Organix™ Basic Profile

Methodology: LC/Tandem Mass Spectroscopy, Colorimetric

This report is not intended for the diagnosis of neonatal inborn errors of metabolism.

Percentile Ranking by Quintile



95% Reference Interval

Ranges are for ages 13 and over

B-Complex Vitamin Markers
 (B1, B2, B3, B5, B6, Biotin)

Results
 ug/mg creatinine

15	a-Ketoisovalerate	<DL*	0.25	<= 0.49
16	a-Ketoisocaproate	0.06	0.34	<= 0.52
17	a-Keto-β-Methylvalerate	<DL*	0.38	<= 1.10
18	Xanthurenate	0.66 H	0.47	<= 0.74
19	β-Hydroxyisovalerate	2.5	7.6	<= 11.5

Methylation Cofactor Markers
 (B12, Folate)

20	Methylmalonate	2.1 H	1.7	<= 2.3
21	Formiminoglutamate	1.1	1.2	<= 2.2

CELL REGULATION MARKERS

Neurotransmitter Metabolism Markers
 (Tyrosine, Tryptophan, B6, antioxidants)

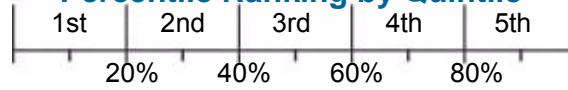
22	Vanilmandelate	1.7 L	1.8 - 3.9	1.3 - 4.9
23	Homovanillate	2.3	2.1 - 6.3	1.6 - 10.9
24	5-Hydroxyindoleacetate	9.9 H	2.1 - 5.6	1.6 - 9.8
25	Kynurenate	1.9 H	1.9 - 4.0	<= 2.7
26	Quinolinate	1.4	4.0 - 8.0	<= 5.8
27	Picolinate	2.9	8.0	2.8 - 13.5

0291 Organix™ Basic Profile

Methodology: LC/Tandem Mass Spectroscopy, Colorimetric

This report is not intended for the diagnosis of neonatal inborn errors of metabolism.

Percentile Ranking by Quintile



**95%
Reference
Interval**

Ranges are for ages 13 and over

TOXICANTS AND DETOXIFICATION

Detoxification Indicators
 (Arg, NAC, Met, Mg, antioxidants)

Results
 ug/mg creatinine

Indicator	Result	Flag	Percentile	Reference Interval
28 2-Methylhippurate	0.191	H	0.084	<= 0.192
29 Orotate	0.48		0.69	<= 1.01
30 Glucarate	2.9		6.3	<= 10.7
31 a-Hydroxybutyrate	0.5	H	0.3	<= 0.9
32 Pyroglutamate	51		59	28 - 88

Creatinine = 195 mg/dL

* <DL = less than detection limit

Supplement Recommendation Summary

With knowledge of a patient's full medical history and concerns, the Organix Comprehensive Profile laboratory results may be used to help healthcare professionals create an individually optimized nutritional support program. Based strictly on the results from this test, the summary table below shows estimates of nutrient doses that may help to normalize nutrient-dependent metabolic functions. All amounts are adult doses that should be adjusted for children according to body weight and indication of need.

Customized Vitamin and Mineral Formulation

Nutrients listed in this section are normally contained in a multi-vitamin preparation. "Base" amounts may be used for insurance of health even when no abnormalities are found.

Customized preparations of the multi-vitamin/mineral formula shown below may be produced by compounding pharmacies. If such a product is made according to these specifications each dose should be thoroughly stirred into a few ounces of water or diluted fruit juice to allow bubbles to form and avoid stomach bloating effects.

Nutrient	Daily Amounts	
	Base	Units Added
Vitamin A*	2500 IU	
B-Carotene*	5500 IU	
Vitamin C	250 mg	1000 mg
Vitamin D*	400 IU	
Vitamin E	100 IU	300 IU
Vitamin K*	100 mcg	
Thiamin (B1)	5 mg	
Riboflavin (B2)	5 mg	10 mg
Niacin (B3)	25 mg	
Pyridoxine (B6)	15 mg	100 mg
Folic Acid	400 mcg	
Vitamin B12	50 mcg	800 mcg
Biotin	100 mcg	
Pantothenic Acid (B5)	25 mg	
Calcium	500 mg	
Iodine*	75 mcg	
Magnesium	250 mg	
Zinc*	15 mg	
Selenium	100 mcg	100 mcg
Copper	1 mg	
Manganese	5 mg	
Chromium	200 mcg	
Molybdenum*	25 mcg	
Boron*	1 mg	
Citric Acid*	200 mg	
Malic Acid*	200 mg	

* Nutrients with an asterisk are not modified based on the Organix test results.

MM01

Other Items Indicated for individual supplementation

Various conditionally essential nutrients and other potentially beneficial interventions appear in this section only if relevant abnormalities are present. These ingredients are not included in the customized vitamin formula on the previous page.

Carnitine	400 mg
Coenzyme Q10	60 mg
Glycine	3000 mg
N-Acetylcysteine	400 mg
Need for other antioxidants	Moderate
Tyrosine	500 mg

· These guidelines are intended as a starting point for the clinician who requested the test and are based only on the laboratory results included in this report. Final recommendations should be implemented by the clinician with consideration of medical history and current clinical observations.
· These tests are not intended for the diagnosis of specific disorders.