



KBMO DIAGNOSTICS

COVID-19 RAPID TEST

MARCH 2020

DR BRENT DORVAL CSO

JAMES WHITE CEO

INFO@KBMODIAGNOSTICS.COM

The FIT Test: KBMO Diagnostics

- Founded in 2004 by Dr Brent Dorval MIT Founder of Rapid HIV Diagnostic
- Patent Granted 2012: Detection of Antigen Specific Immune Complexes: #8,309,318
- Owner of the C3d Cell Line and lyophilization technology to ensure quality and consistent results for our lead food sensitivity products
- ISO 13485 certified quality and FDA registered Manufacturing Facility and CLIA High Complexity Labs
- 20,000 sq. ft of buildings on a campus outside of Boston MA
- Growing list of distributors and partner labs in Europe, Latin America, Asia and Africa



Management Team

James White CEO and Owner

- 20 years experience in Leadership roles in Healthcare Diagnostic Companies
- Launched multiple products from concept thru FDA and on to commercial success
- Multiple successful Mand A transactions taking non core assets from Multinationals

Brent Dorval PhD MIT: Founder and Chief Scientific Officer

- 35 Years Medical Devices Leadership with multiple patents and product launches
- Invented first 60 second HIV Diagnostic
- Advisor to WHO Vaccines and Diagnostics Committee in Geneva

Anthony Ricupero: Chief Operations Officer

- 20 years of Laboratory Management experience
- Set up and run multiple laboratories from Hospital to start up
- Multiple successful CLIA High Complexity inspections and new product launches

Jia He: Lab director

- PHD in Microbiology and Immunology from VCU
- Board Certified Lab Director for three US Labs
- Works with Junson Capital as a healthcare advisor between USA and China



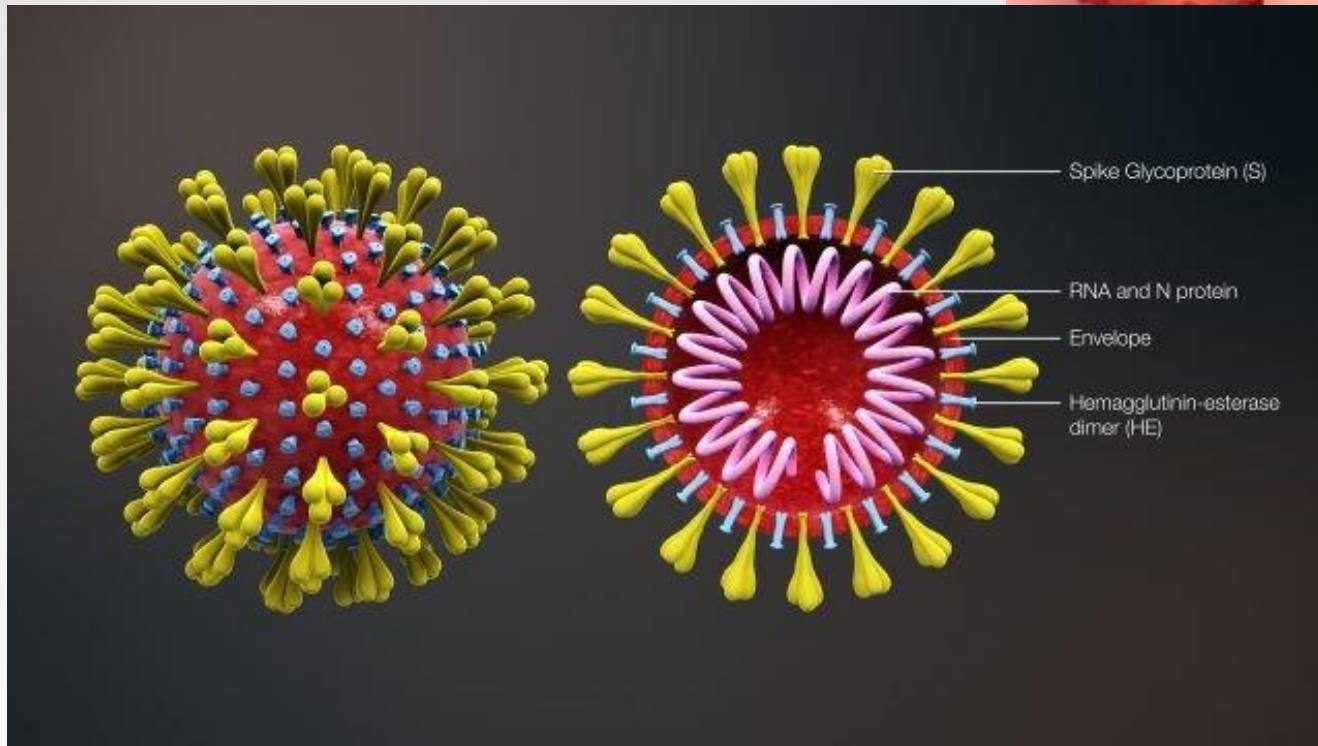
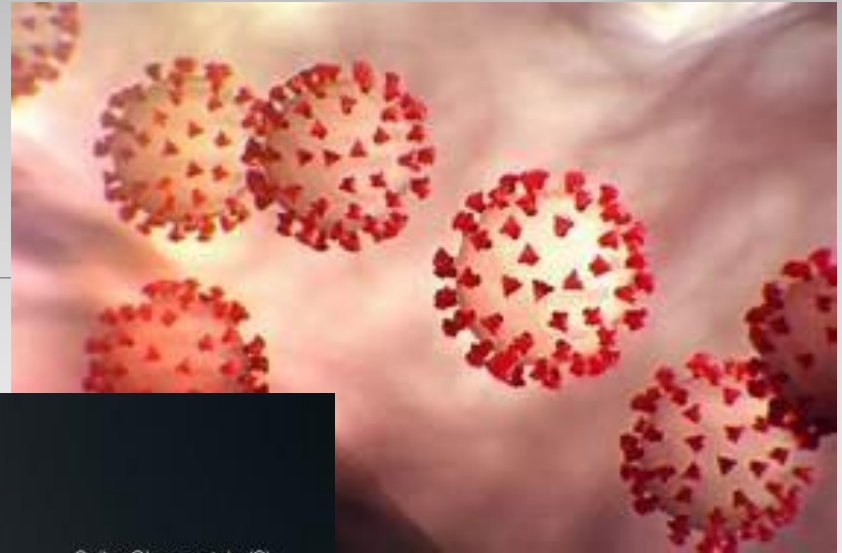
Our Lab team

We have 20,000 sq. ft of laboratory, manufacturing and warehouse just outside of Boston, USA

The Clinical team ran 2.5m assays in 2019 ready to do the same with our COVID-19 Assay



COVID-19 Assay



Current Laboratory Diagnostic Methods

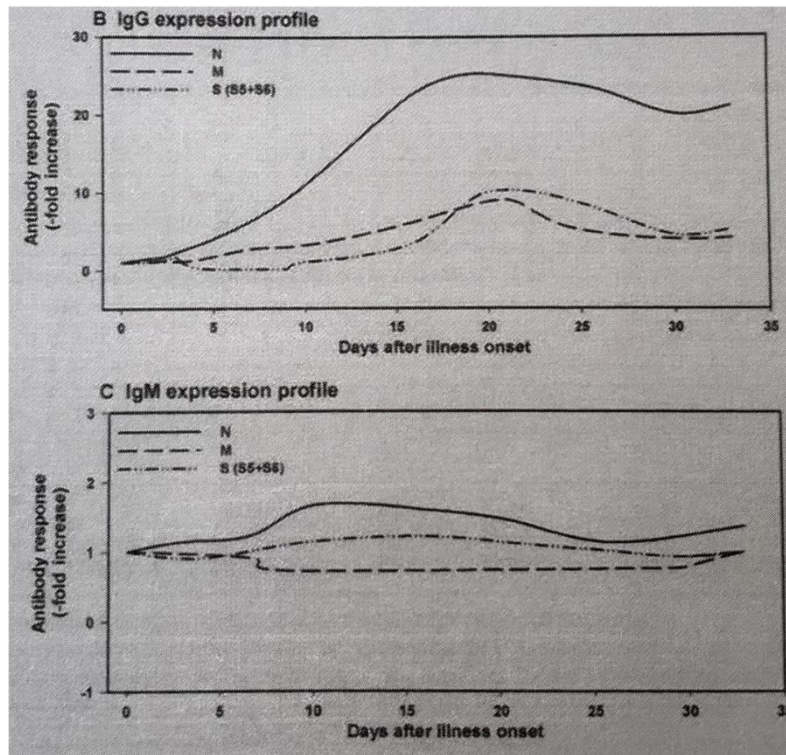
	Advantages	Limitations
Isolation & Culture	Golden Standard	<ul style="list-style-type: none"> • Time-consuming (about 1 week) • Easily polluted
Nucleic Acid Detection	Early diagnosis with high sensitivity and specificity	<ul style="list-style-type: none"> • High requirements for lab condition • Expensive
Antigen Detection	Direct evidence of infection	<ul style="list-style-type: none"> • High skills required for operators • Specimen quality may affect the result easily.
IgM Antibody Detection	Earliest serum antibody with high sensitivity and specificity	<ul style="list-style-type: none"> • Individual differences and low immunity may delay antibody emergence.
IgG Antibody Detection	<ul style="list-style-type: none"> • Past/Secondary infection • Retrospective diagnosis reference 	<ul style="list-style-type: none"> • Developed later



Why we test for IgG and IgM?

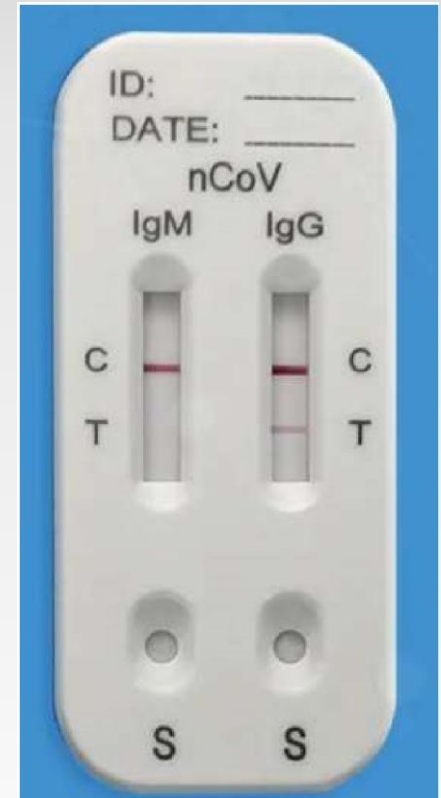
Antibody Response to SARS-CoV Proteins During Infection NucleoProtein (N), Membrane (M), Spike (S)

Wu et al. J Biomed Sci 2004, 11:117-126

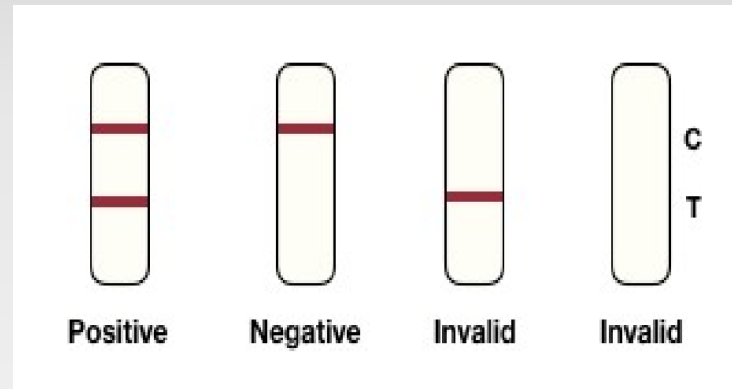


Principle

The kit detects 2019-nCoV IgM and IgG antibodies by immuno-capture method. The nitrocellulose membrane is coated by mouse-anti human monoclonal IgM antibodies, mouse-anti human monoclonal IgG antibodies, and goat-anti-mouse IgG antibodies. The recombinant 2019-nCoV antigen and mouse IgG antibodies are labeled with colloidal gold as a tracer. The antibodies will bind to colloidal gold-coated 2019-nCoV antigens to form compounds, which are further captured by pre-coated mouse-anti human IgM antibodies to form new compounds, and generate purple line (T). The binding of colloidal gold-labeled mouse IgG antibodies with goat-anti-mouse IgG antibodies will present purple line, which is used as the control line(C).



Result Interpretation



IgM Positive: The presence of two purple bands (T and C) within the IgM result window indicates positive for 2019-nCoV IgM antibody.

IgG Positive: The presence of two purple bands (T and C) within the IgG result window indicates positive for 2019-nCoV IgG antibody.

Negative: Only one purple band appearing at the control line (C) indicates negative result.

Invalid: If control line (C) fails to appear, no matter whether the T line is visible or not, the test is invalid. Insufficient specimen volume or incorrect procedural techniques are the most likely reasons.



Clinical Data

The clinical trial of this product is based on the clear diagnosis / exclusion criteria of the disease identified in the “Novel Coronavirus Pneumonia Diagnosis and Treatment Program” developed by the Chinese CDC

Clinical research was conducted in 5 institutions and the total cases were 447.

Using this kit, 110 cases out of 126 clinically confirmed cases are positive, with the sensitivity of 87.3% (95% CI: 80.40% to 92.0%); 62 cases of clinically excluded cases are totally negative with the specificity of 100% (95% CI: 94.20% to 100%).



2m tests run in Wuhan to date...

Peking University Third Hospital	Hubei Provincial Hospital of Integrated Traditional Chinese and Western Medicine
Beijing Friendship Hospital	Wuhan Xiehe Hospital
Beijing Youan Hospital	Hubei Provincial Hospital of Traditional Chinese Medicine
Beijing Chaoyang Hospital	Wuhan Children's Hospital
Beijing Armed Police General Hospital	Wuhan Fangcai Hospital
Children's Hospital of Fudan University	Beijing Children's Hospital
Shanghai Xinhua Hospital	Capital Institute of Pediatrics
Shanghai Children's Medical Center	Shanghai Xinhua Hospital
Shanghai Children's Hospital	Affiliated Children's Hospital of Fudan University
Henan Provincial Center for Disease Control	Shanghai Children's Hospital
Guangdong Provincial Center for Disease Control	Suzhou Children's Hospital
Sichuan Provincial Center for Disease Control	Xuzhou Children's Hospital
Beijing Centers for Disease Control	Tianjin Children's Hospital
Disease Control Center of Shanxi Province	Shenyang Children's Hospital
Wuhan Tongji Hospital	Children's Hospital of Hebei Province

Distribution Table of 2019-nCoV Ab Test

No.	Receiving agency	Quantity (PCS)
1	Union Hospital, Tongji Medical College, Huazhong University of Science and Technology	7,000
2	Tongji Hospital, Tongji Medical College, Huazhong University of Science and Technology	7,000
3	People's Hospital of Wuhan University	7,000
4	Zhongnan Hospital of Wuhan University	7,000
5	Wuhan First Hospital	2,000
6	Wuhan Central Hospital	1,000
7	Wuhan Third Hospital	2,000
8	Wuhan Fourth Hospital	2,000
9	Wuhan Children's Hospital	1,000
10	Wuhan Hospital of Traditional Chinese Medicine	1,000
11	Wuhan Hankou Hospital	2,000
12	Wuhan Wuchang Hospital	2,000
13	Wuhan Pulmonary Hospital	2,000
14	Wuhan Jinyintan Hospital	2,000
15	Wuhan Red Cross Hospital	1,000
16	Wuhan Ninth Hospital	1,000
17	Dongxihu District People's Hospital	1,000
18	Wuhan Mental Health Center	1,000
19	Wuhan Wudong Hospital	500
20	Wuhan Donghu Hospital	500
	Total	50,000



Chinese Regulatory Approvals



中华人民共和国
PEOPLE'S REPUBLIC OF CHINA
医疗器械产品出口销售证明
CERTIFICATE FOR EXPORTATION OF MEDICAL
PRODUCTS

证书编号:冀唐药监械出20200007
Certificate NO.: Certificate of medical device exports made in Tangshan issued by Hebei Drug Supervision Administration No. 20200007

产品名称: 详见附表
Product(s): Details as per attached list.

规格型号: 详见附表
Model: Details as per attached list.

产品注册或备案凭证号: 详见附表
Registration certificate(s): Details as per attached list.

生产企业: 英诺特(唐山)生物技术有限公司
Manufacturer: Innovita (Tangshan) Biological Technology Co., Ltd.

生产企业住所: 河北省迁安市高新技术产业开发区聚鑫街699号
Address of manufacturer: No. 699, Juxin Street, High-tech Industrial Development Zone, Qian'an, Hebei.

生产许可或备案凭证号: 冀食药监械生产许20150033号
Manufacturing License(s): Hebei Province Food And Drug Supervision Administration of Medical Device Manufacturing License No.20150033

兹证明上述产品已准许在中国生产和销售。 This is to certify that the above products have been registered to be manufactured and sold in China.

证明有效期至: 2021年02月21日
This certification valid until: Feb. 21, 2021

备注:
Remark:



附表

序号	产品名称	规格型号	规格型号	注册证号	注册证号英文
	中文 /Chinese		中文 /Chinese	中文 /Chinese	/English
1	新型冠状病毒(2019-nCoV)抗体检测试剂盒(胶体法)	20人份/盒, 40人份/盒	20T/box, 40T/box	国械注准 20203400 177	Registration of Medical Devices approved by China Food and Drug Supervision Administration No. 20203400177

US Regulatory Approvals

